



2022 New Zealand O'pen Skiff National Championships

4th – 6th November 2022



ORGANISING AUTHORITY: NAVAL POINT CLUB LYTTELTON
16 MARINA ACCESSWAY, MAGAZINE BAY

SAILING INSTRUCTIONS

NB: The notation '[DP]' in a rule in the Sailing Instructions (SIs) means that the penalty for a breach of that rule may, at the discretion of the protest committee, be less than disqualification.
The notation '[NP]' in a rule of the sailing instructions (SIs) means that a boat may not protest another boat for breaking that rule. This changes RRS 60.1(a).

1 RULES

See NoR 1.

2 COMMUNICATIONS WITH COMPETITORS

- 2.1** Notices to competitors will be posted on the official notice board located on the Electronic Notice Board adjacent to the main entrance of NPCL's clubrooms.
- 2.2** The race office is located downstairs at the Naval Point Clubroom adjacent to the main entrance, telephone 03 328 7029, email admin@navalpoint.co.nz.

3 CODE OF CONDUCT

- 3.1** [DP] Competitors and support persons shall comply with reasonable requests from race officials.

4 CHANGES TO SAILING INSTRUCTIONS

Any change to the sailing instructions will be posted before 0900hrs on the day it will take effect, except that any change to the schedule of races will be posted by 1800hrs on the day before it will take effect.

5 SIGNALS MADE ASHORE

- 5.1** Signals made ashore will be displayed on the flagstaff on the NPCL clubhouse.
- 5.2** [DP] A boat shall not go afloat until flag D is displayed ashore. The warning signal will not be made before the scheduled time or less than 30 minutes after flag D is displayed.
- 5.3** When flag AP is displayed ashore, '1 minute' is replaced with 'not less than 30 minutes' in Race Signals AP

6 SCHEDULE OF RACES/CLASS FLAGS

- 6.1** On-Site Registration & Charter Boat Allocation and Collection Thursday 3rd and Friday 4th November 2022

6.2 Dates of racing:

Date	Time	Event
Thurs 3 November	0900 – 1200	Charter Boat Allocation
	1200 - 1500	Registration & Equipment Inspection
	1530 – 1830	Optional Coaching Clinic
Friday 4 November	0800 - 1000	Charter Boat Allocation Registration & Equipment Inspection
	1000	Welcome & Briefing
	1125	First Warning Signal – 4 races scheduled
Saturday 5 November	0930	Daily Briefing
	1055	First Warning Signal – 3 races scheduled
	TBC	Joint Fleet Fun Racing Event
Sunday 6 November	0900	Daily Briefing
	1025	First Warning Signal – 3 races scheduled
	ASAP after racing	Prize Giving

The Development Fleet will have a separate briefing starting at the time stated above.

- 6.3** One extra race per day may be sailed, provided that no fleet becomes more than one race ahead of schedule and the change is made according to SI 4.

6.4 FLEETS

- (a) There is provision for up to three fleets (Silver, Gold and Development) depending on entry numbers. Where the entry number are less than 40, Gold and Silver may start together. For in excess of 40 entries, Gold and Silver Fleets will start in their own fleet.

- (b) Competitors shall nominate which fleet they want to sail in. The organising authority will then set the fleets in association with the Class Association to ensure sailors are in a fleet of equal ability.
- (c) The **Gold** fleet will be made up of the more experienced sailors that have raced at least five events before. The **Silver** fleet will be made up of sailors who have raced in less than five events and will have a similar, but shortened, course with coaching assistance throughout racing. The **Development fleet** will be made up of those sailors new to racing and less experienced than the Silver Fleet.
Silver fleet coloured ribbon near top of rig.
- (d) A competitor cannot change fleets unless approved by both the O'pen Skiff Association Committee and Race Committee.

6.5 FLEET FLAGS

<i>Fleet</i>	<i>Flag</i>
Gold Fleet	White flag with O'pen Skiff insignia
Silver Fleet	Pink flag with O'pen Skiff insignia
Combined Fleet (if sailed as one fleet)	White flag with O'pen Skiff insignia
Development Fleet	To be advised at Briefing

- 6.6 On the last scheduled day of racing no warning signal will be made after 1500hrs.

7 RACING AREAS

Addendum 1 shows the location of the primary racing area.

8 THE COURSES

- 8.1 The diagrams in Addendum 2 show the indicative courses that will be sailed, the order in which marks are to be passed, and the side on which each mark is to be left. All short courses and any long race sailed are points races. The Courses to be sailed for each day, and any changes to marks or Race Committee vessels will be described at the daily briefing (refer to SI 6.2).
- 8.2 **Adventure and Combined Races.**
These events may be included but are not limited to an adventure race and other non-scoring races that may involve two-up (two person) sailing. THESE RACES DO NOT COUNT TOWARDS THE OVERALL POINT SCORE, but there may be spot prizes awarded. These races will also be made up of both the Gold, Silver and Development Fleets Sailing together.
- 8.3 **Development Fleet.**
The courses, marks, starts and finishes for the development will be advised at the briefing. Sailing Instructions 9, 10, 11, 12, 13, 14 and 15 do not apply to the Development Fleet.

9 MARKS

9.1 The Marks are as follows:

Marks	Description
Start and Finish Boat	Committee Vessel - TBC
Start Pin	Orange spherical buoy with X
Finish Pin	Orange spherical buoy with X
All other Marks	Orange spherical buoy
Replacement Mark	TBC

9.2 A race committee vessel signalling a change of a leg of the course is a mark as provided in SI 11.2.

10 STARTS

10.1 To alert boats that a race or sequence of races will begin soon, the orange starting line flag will be displayed with one sound at least **two** (2) minutes before the warning signal is made.

10.2 Races will be started with the warning signal made **three** (3) minutes before the starting signal. This changes RRS 26.

<i>Minutes before starting signal</i>	<i>Visual Signal</i>	<i>Sound Signal</i>	<i>Means</i>
3	Class Flag	One	Warning Signal
2	Preparatory flag	One	Preparatory signal
1	Preparatory flag removed	One long	One minute
0	Class Flag removed	One	Starting signal

10.3 The starting line will be between a staff displaying an orange flag on the Race Committee Boat at the starboard end, and the port end starting mark.

10.4 A boat that does not start within <number> minutes after her starting signal will be scored Did Not Start without a hearing. This changes RRS A5.1 and A5.2.

11 CHANGE OF THE NEXT LEG OF THE COURSE

11.1 To change the next leg of the course, the race committee will move the original mark (or the finishing line) to a new position.

11.2 Except at a gate, boats shall pass between the race committee vessel signalling the change of the next leg and the nearby mark, leaving the mark to port and the race committee vessel to starboard. This changes RRS 28. The Boat signalling the change will be displaying Code Flag "C" and making many sound signals.

12 THE FINISH

12.1 The finishing line will be between a staff displaying a blue flag on the Race Committee Boat and the port end finishing mark.

13 PENALTY SYSTEMS

- 13.1** RRS 44.1 is changed so that the Two-Turns Penalty is replaced by a One-Turn Penalty.

14 TIME LIMITS, TARGET TIMES & FINISHING WINDOW

- 14.1** Time limits and target times are as follows:

<i>FLEET</i>	<i>TARGET TIME</i>	<i>FINISH WINDOW</i>	<i>TIME LIMIT</i>
<i>GOLD</i>	<i>25 MINS</i>	<i>15 MINS</i>	<i>40 MINS</i>
<i>SILVER</i>	<i>25 MINS</i>	<i>15 MINS</i>	<i>40 MINS</i>

- 14.2** The target time for the first boat to sail the course in any division is 25 minutes.
- 14.3** The Finishing window shall be 15 minutes for boats to finish after the first boat sails the course and finishes. Boats failing to finish within the Finishing Window, and not subsequently retiring, penalised or given redress, will be scored Time Limit Expired (TLE) without a hearing. A boat scored TLE shall be scored points for the finishing place one more than the points scored by the last boat that finished within the Finishing Window. This changes RRs 35, A5.1, A5.2 and A10.

15 SCORING

- 15.1** FIVE (5) races are required to be completed to constitute a series.
- 15.2 Number of races excluded from the series score (drops)**
- a) When fewer than six (6) races have been completed, a boat's series score will be the total of her race scores.
 - b) When six (6) to eight (8) races have been completed, a boat's series score will be the total of her race scores excluding her worst score.
 - c) When nine (9) or more races have been completed, a boat's series score will be the total of her race scores excluding her two worst scores.

16. PROTESTS AND REQUESTS FOR REDRESS.

- 16.1** For protests where only a rule of Part 2, When Boats Meet, or Rule 31, Touching A Mark, is alleged to have been broken, an arbitration hearing will be offered prior to any formal hearing. The scoring abbreviation for a penalty accepted at an arbitration hearing is ARB.
- 16.2** Protest forms are available from the. Protests and requests for redress or reopening shall be delivered to the NPCL Race Office within the appropriate time limit.
- 16.3** The protest time limit is 90 minutes after the last boat has finished the last race of the day or the race committee signals no more racing today, whichever is later.
- 16.4** Notices will be posted no later than 30 minutes after the protest time limit to inform competitors of hearing in which they are parties or named as witnesses. Hearings will be held in the Protest Room, located upstairs in the NPCL, beginning at the time posted.

16.5 Notices of protests by the race committee will be posted to inform boats under rule 61.1(b).

17 SAFETY REGULATIONS

17.1 Boats not leaving the shore for a scheduled race shall promptly notify the race office.

17.2 [NP] Before leaving the shore all competitors shall Sign On using the electronic pads in the NPCL office. When returning to the shore the all competitors shall Sign Off using the electronic pads in the NPCL office. [DP]

17.3 [NP] A boat retiring from racing shall notify the Race Committee before leaving the racing area, or if that is not possible, shall notify the Race Office as soon as possible after returning ashore. [DP]

18 REPLACEMENT OF EQUIPMENT

[DP] Substitution of damaged or lost equipment is not allowed unless authorized in writing by the Race Committee. Requests for substitution shall be made to the committee at the first reasonable opportunity, which may be after the race.

19 EVENT ADVERTISING

[NP] Further to NoR 2.1, boats shall display event advertising supplied by the organising authority if requested at registration.

20 OFFICIAL VESSELS

Official vessels will be identified at the first briefing.

21 SUPPORT VESSELS [DP]

21.1 [NP] Approved coach and support vessels shall be deemed to be “Event Support Vessels” and may enter the course area for the purpose of coaching and support of the Silver and Development Fleets. Such support vessels shall have a working VHF capable of receiving channel 77 in order to follow any instructions of the Race Officer or Race Management personnel. Consideration must be given to not leaving wakes for yachts to sail through and disturbing the wind near marks.

21.2 Attention is drawn to the relevant local council bylaws. In addition to this, PFDs must be worn by all support vessel skippers and crew at all times when afloat.

21.3 [NP] All support person vessels shall always have an engine safety cut out switch (kill cord) attached to the driver while the engine is running unless prior written exemption has been provided by the Organising Authority.

21.4 When flag V (with a long sound signal) is displayed on a committee boat all support vessels are requested to remain afloat and assist all sailors.

22 PRIZES

22.1 Prizes may be given as follows dependent on fleet sizes:

Sportsmanship Award. Awarded in recognition of qualities such as Sportsmanship, Perseverance, Assistance to Others, Positive Attitude.

Medals or Trophies will also be awarded to the following divisions;

Gold Fleet

1st Place Overall: NZ O'pen Skiff National Champion

1st Female: NZ O'pen Skiff Female National Champion

Overall: 1st, 2nd, 3rd

U12 (as at 1st day or regatta): 1st, 2nd, 3rd

U15 (as at 1st day of regatta): 1st, 2nd, 3rd

U17 (as at 1st day or regatta): 1st, 2nd, 3rd

Female: 1st, 2nd, 3rd

Silver Fleet

Overall: 1st, 2nd, 3rd

U12 (as at 1st day or regatta): 1st, 2nd, 3rd

U15 (as at 1st day of regatta): 1st, 2nd, 3rd

U17 (as at 1st day or regatta): 1st, 2nd, 3rd

Development Fleet - Prizes may be awarded for 'encouragement' and 'taking part' as well as placing for positions.

22.2 Participation Medals will be awarded to all sailors

22.3 Other prizes may be awarded at the discretion of the Organising Authority.

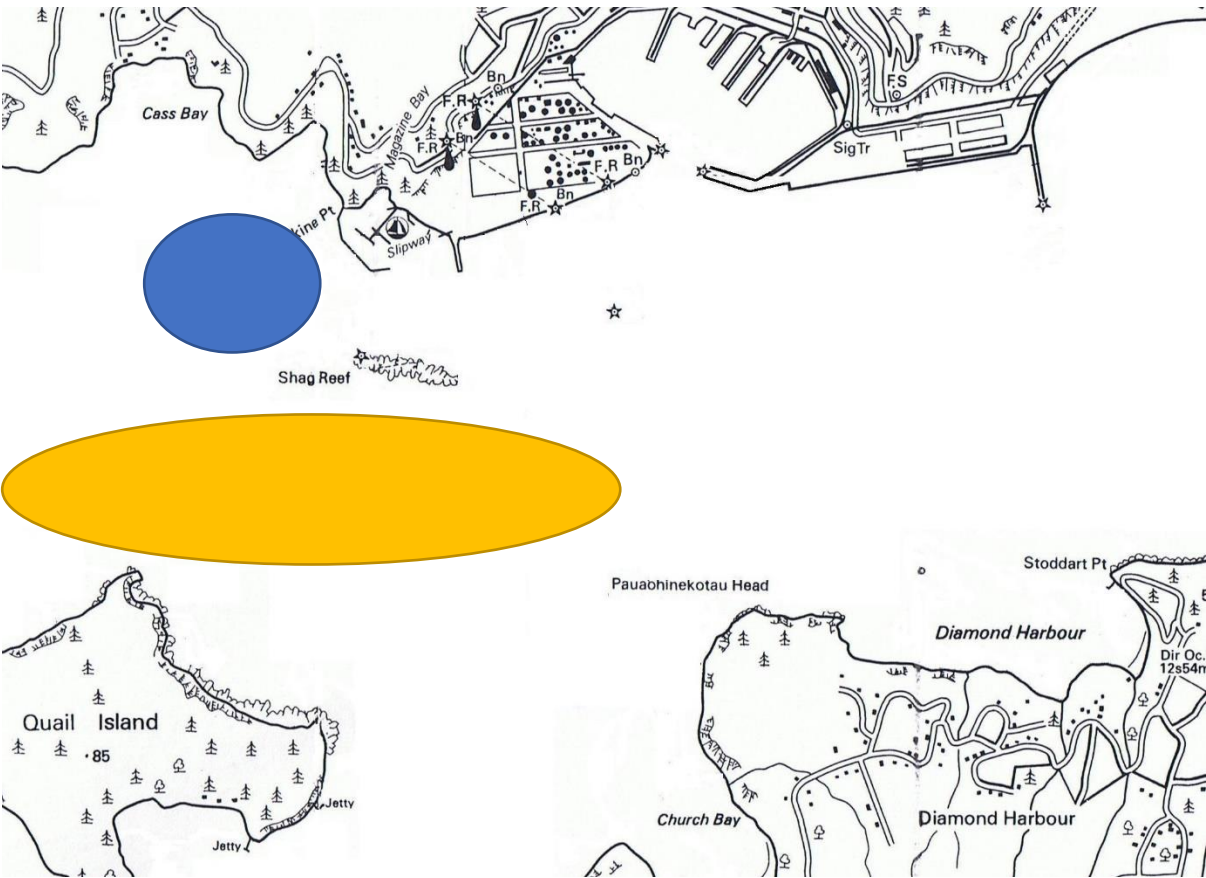
23 INSURANCE



See NoR 13.

24 DISCLAIMER OF LIABILITY

The responsibility for a boat's decision to participate in a race or to continue to race is hers alone. Refer to RRS 3. By participating in this event each competitor agrees and acknowledges that sailing is a potentially dangerous activity with inherent risks. These risks include strong winds and rough seas, sudden changes in weather, failure of equipment, boat handling errors, poor seamanship by other boats, loss of balance on an unstable platform and fatigue resulting in increased risk of injury. Inherent in the sport of sailing is the risk of permanent, catastrophic injury or death by drowning, trauma, hypothermia or other causes.

Addendum 1 Racing Area



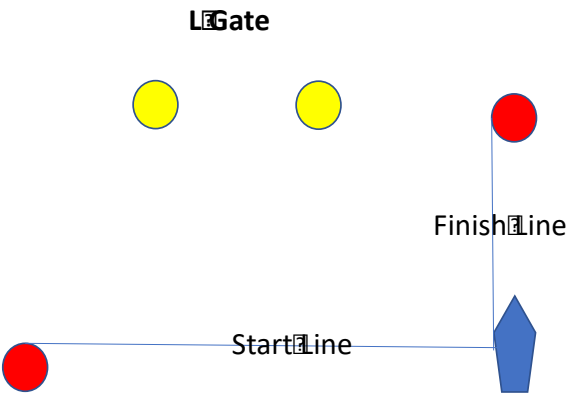
	Gold & Silver Fleet Racing Area
	Development Fleet Racing Area

Primary
Racing Area

Addendum 2

Course 1

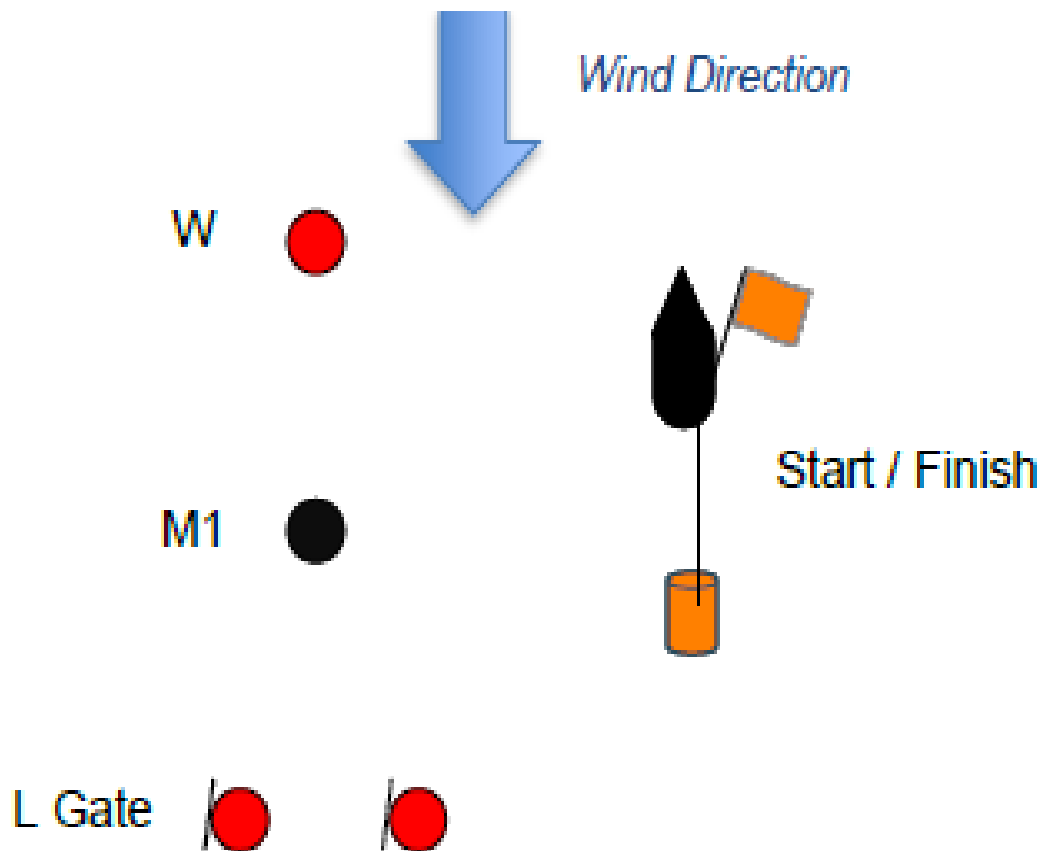
Windward/Leeward with a Reaching Finish



- Gold Fleet: Start – W(p) – L Gate (p/s) – W (p) – L Gate (p) – Finish
- Silver Fleet: Start – W(p) – L Gate (p) - Finish

Course 2

'Sail GP' – 'Reaching Start and Finish'



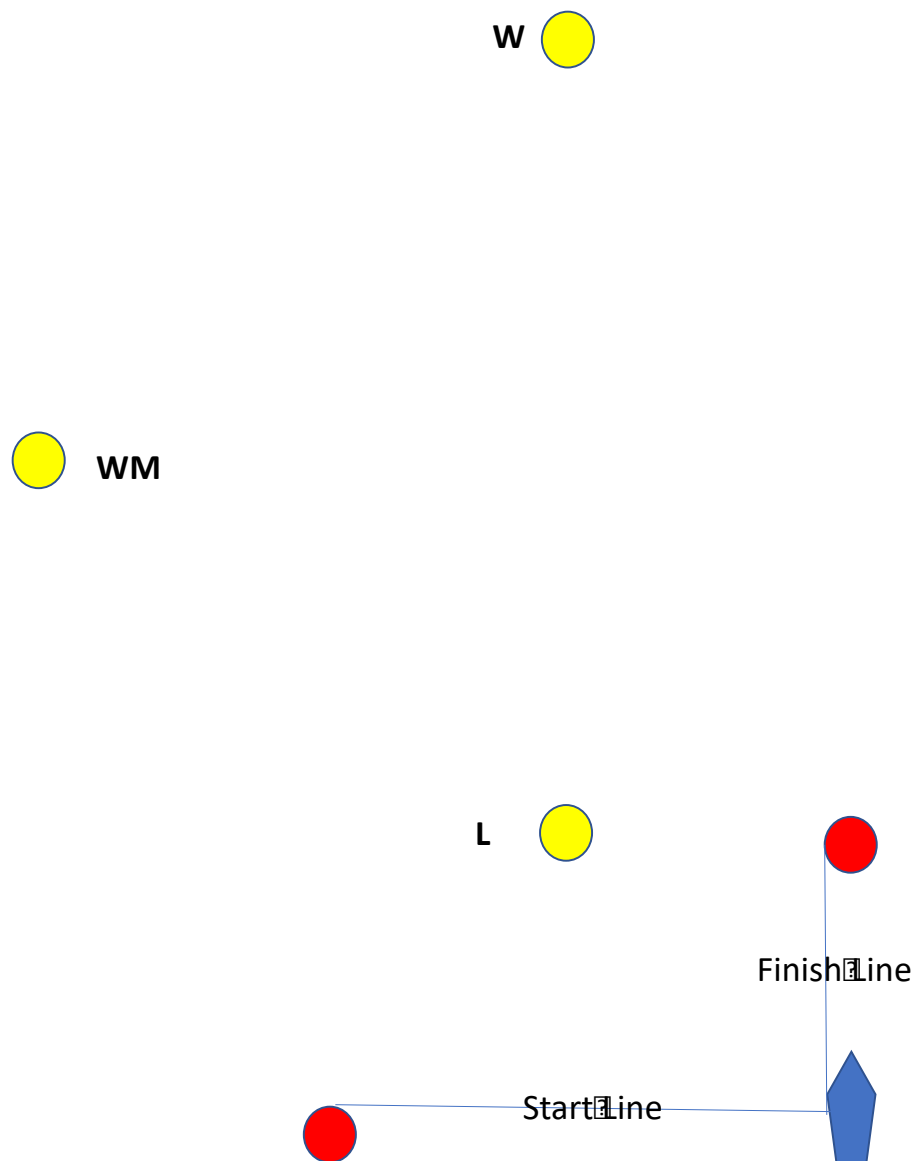
Gold Fleet:

Start - M1 (p) - L Gate (p/s) – W(p) - L Gate (p/s) – W(p) – M1 (p) – Finish.

Silver Fleet:

Start - M1 (p) - L Gate (p/s) – W(p) – M1 (p) – Finish.

Course
Triangles



Gold Fleet:

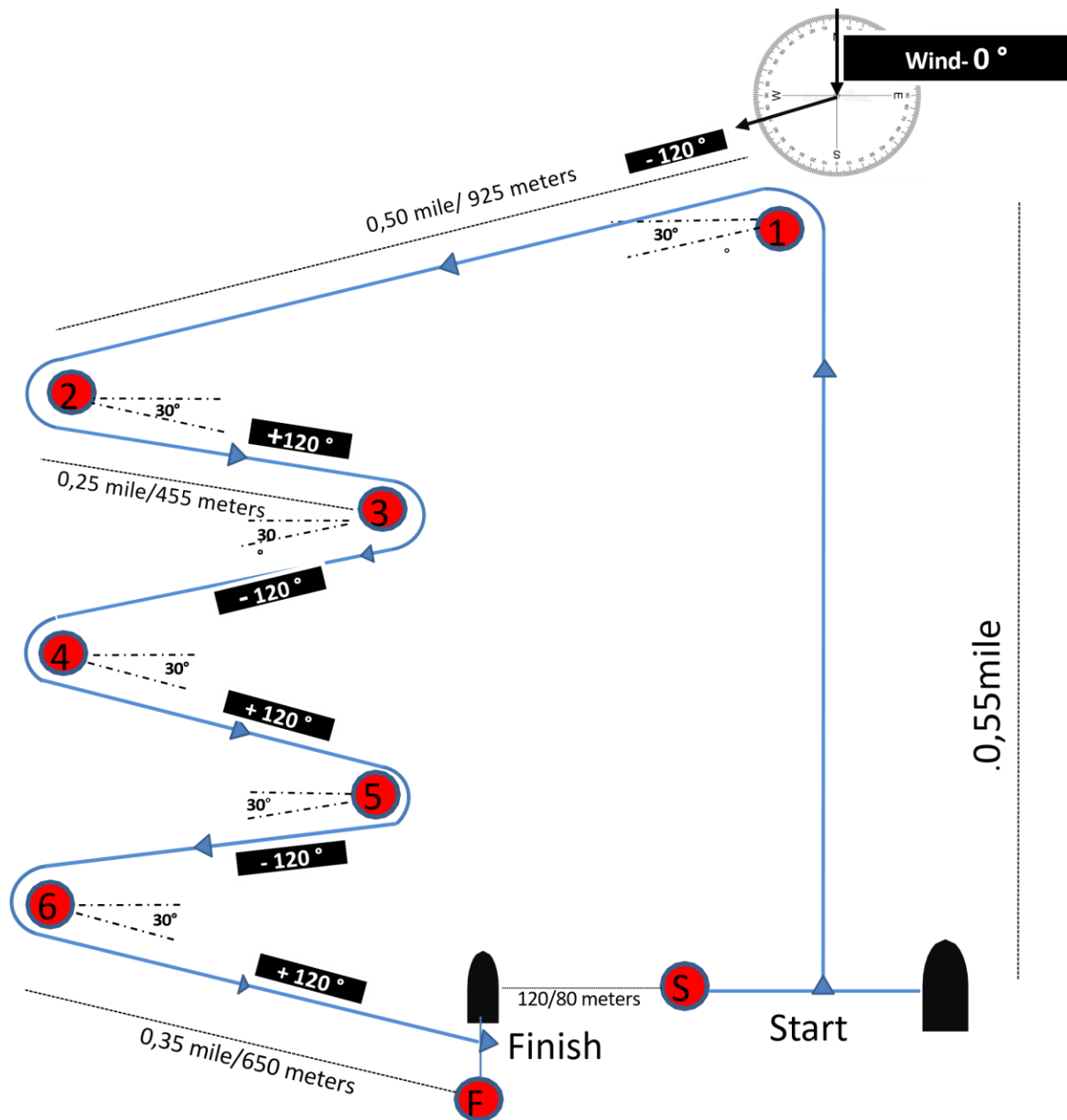
Start–W(p)– WM(p) – L(p) – W(p) – WM(p) – L(p) – Finish

Silver Fleet:

Start – W (p)– WM (p)– L (p) – Finish

Course 4

Slalom, wind over 15 knots with Oscar Flag :



Course 5
Trapezoids

I

Course: Inner Trapezoid

Signal	Mark Rounding Order
I2	Start – 1 – 4s/4p – 1 – 2 – 3p – Finish
I3	Start – 1 – 4s/4p – 1 – 4s/4p – 1 – 2 – 3p – Finish

O

Course: Outer Trapezoid

Signal	Mark Rounding Order
O2	Start – 1 – 2 – 3s/3p – 2 – 3p – Finish
O3	Start – 1 – 2 – 3s/3p – 2 – 3s/3p – 2 – 3p – Finish